

<logo>



# **Financial Performance**

<Company Name>

An Overview of Financial  
Performance

# Agenda

The Acme Corporation supplies products and services to people world-wide.

This presentation provides an overview of our financial performance.

Unless marked as Company

Confidential, all information has

 **Highlights**

 **Income**

 **Revenue**

 **Balance Sheet**

 **Assets**

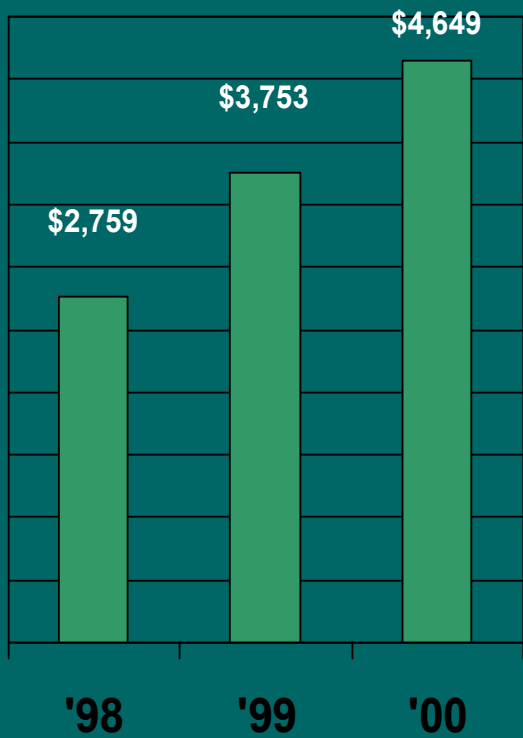
 **Stock Performance**

# Highlights

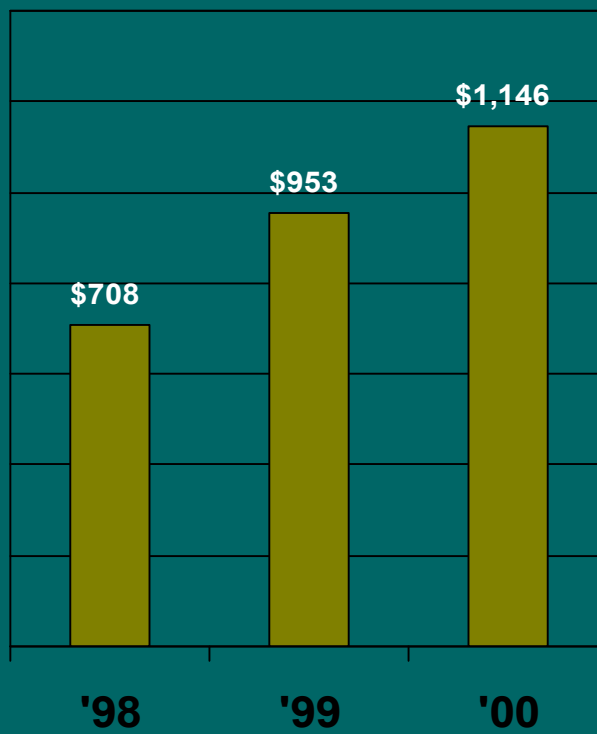
<i>(in millions)</i>	1999	2000
Net revenues	\$x,xxx	\$x,xxx
Net income	xxx	xxx
Earnings per share	xxx	xxx
Return on net revenues	xx%	xx%
Cash and s/t investments	\$xxx	\$xxx
Total Assets	x,xxx	x,xxx
Stockholder's equity	xxx	xxx

# Income

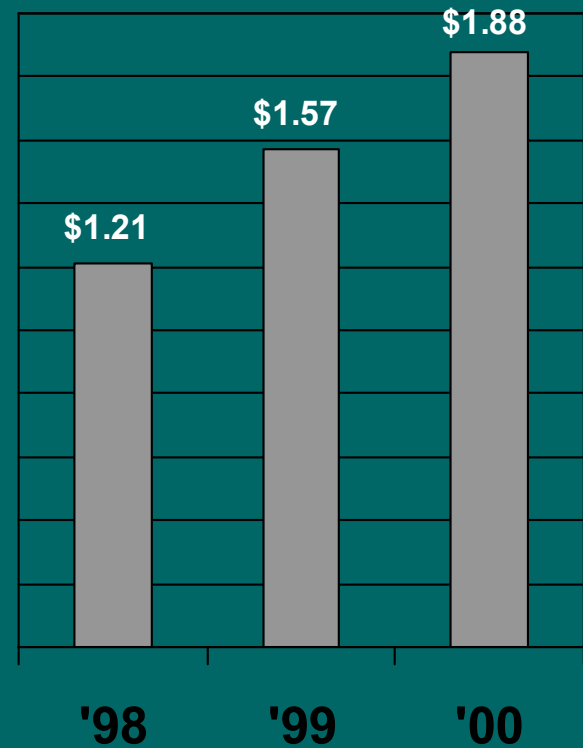
**Net  
Revenues**



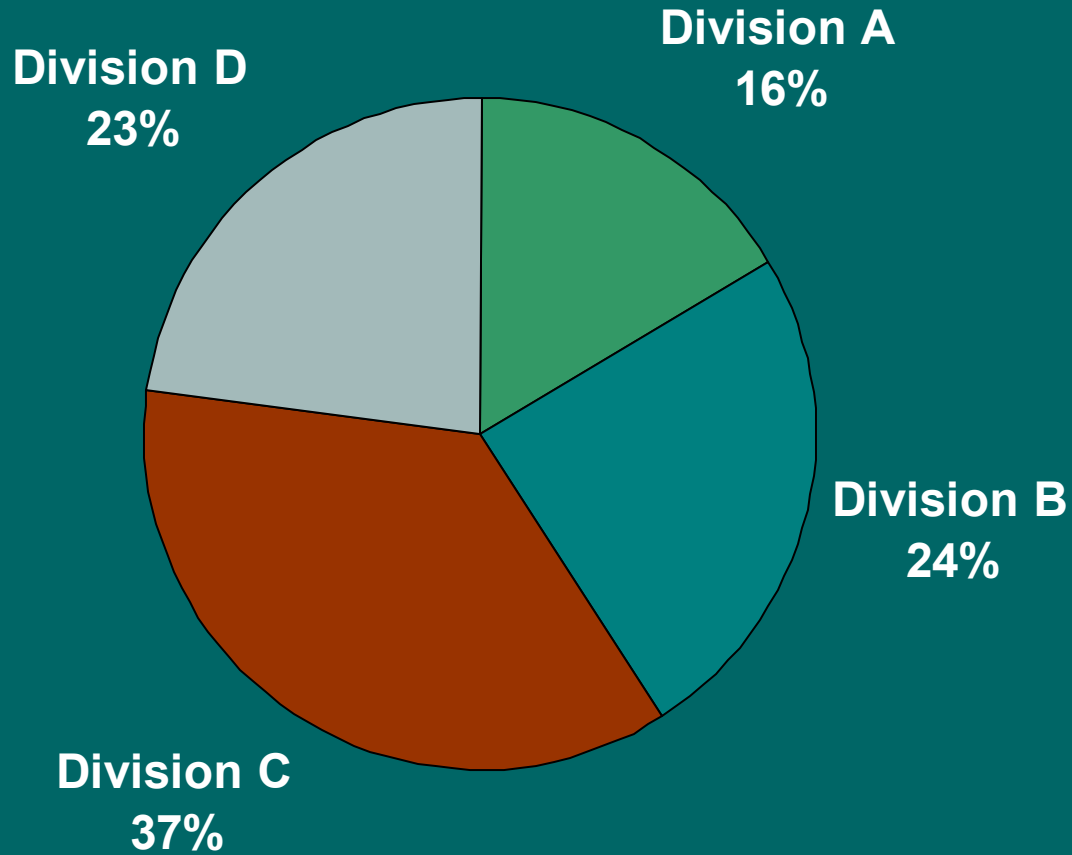
**Net  
Income**



**Earnings /  
Share**



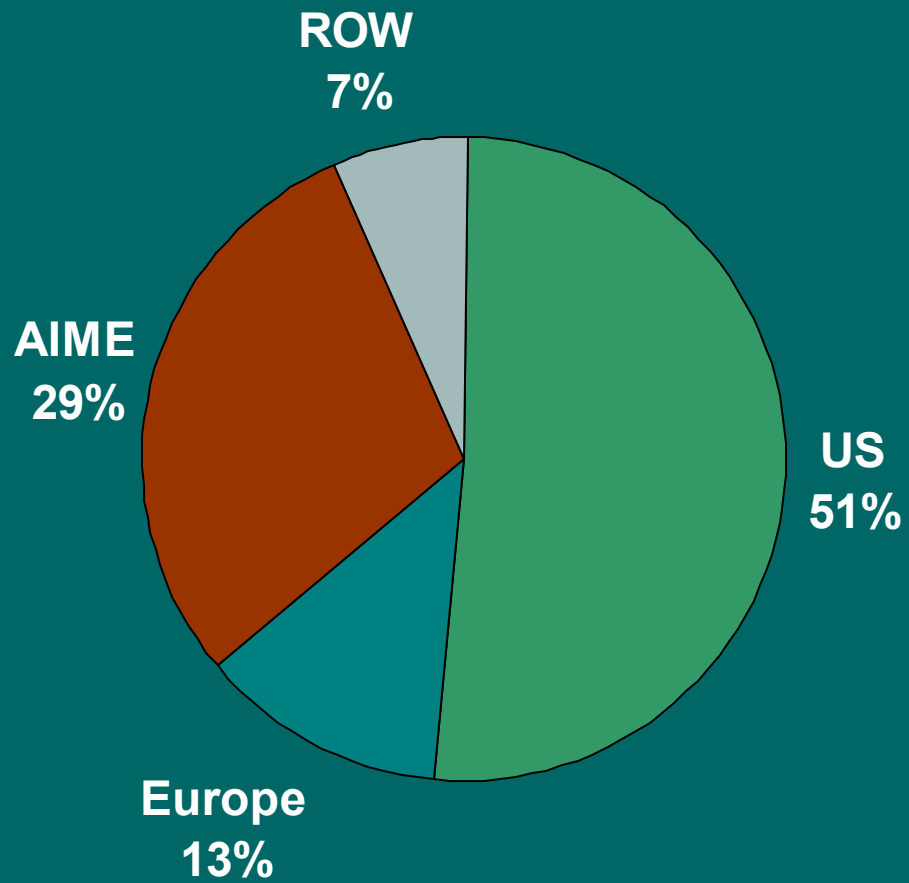
# Revenue by Division



# Balance Sheet

	1999	2000
<b>Assets</b>		
–Cash and short-term investments	\$x,xxx	\$x,xxx
–Accounts receivable	xxx	xxx
–Inventories	xxx	xxx
–Other	xxx	xxx
<b>Total Assets</b>	<b>\$x,xxx</b>	<b>\$x,xxx</b>
<b>Liabilities</b>		
–Accounts payable	\$x,xxx	\$x,xxx
–Accrued compensation	xxx	xxx
–Income taxes payable	xxx	xxx
–Other	xxx	xxx
<b>Total Liabilities</b>	<b>\$x,xxx</b>	<b>\$x,xxx</b>
<b>Shareholder's Equity</b>	<b>\$x,xxx</b>	<b>\$x,xxx</b>

# Assets



# Stock Performance

## Stock Performance to Date

